

## Aquawood Finapro 20

5101

Water-based, **matte, thick-film glaze for wooden windows and front doors** for industrial and professional use  
System-matched in **3-layer-structure**

### PRODUCT DESCRIPTION

#### General

Matt, water-based, breathable thick-film glaze, with very good weather resistance and high transparency. The product is characterized by high block resistance, very good impact strength, fast water resistance, short drying times, improved resistance to mechanical damage, natural appearance and good haptic properties.

#### Special properties and standards



- **Proof of suitability according to DIN EN 927-2**  
**Confirmed by an external test certificate.**
- **CATAS Quality Award 66/20**
  - EN 927-3 (natural weathering: S (EN 927-2) and acc. to par. 7.4.1
  - EN 927-5 (water permeability):  $> 30$  and  $< 175 \text{ g/m}^2$
  - UNI 11717 App.D (visible UV-light transmission):  $280 - 340 \text{ nm} \leq 1\%$   
 $| 280 - 440 \text{ nm} \leq 20\%$
  - EN 927-10 (stackability):  $\leq a2, d1$
  - CEN/TS 927-9 (wet adhesion):  $\geq 0.5 \text{ MPa}$  and individual values  $\geq 0.3 \text{ MPa}$
  - EN 12720 (resistance to water):  $\geq 4$
  - EN 927-6 (artificial weathering): no defects, cross-cut  $\leq 1.0$
  - PTP 136 (biocide-effect): inhibited growth
  - EN 927-11 (Micro-bubbles):  $< 30$  bubbles/cm

**Coating structures for award tests only:** 1x Aquawood Primo A3/A4/A5 (dark brown, light brown, chestnut, pine, afzelia, hazelnut, melon) smooth sanding grain size 280, then 1x Aquawood Finapro 20, colour shades F001, F002, F003, F004; F005, F006, F007, F008, F009, F010, F011, F012, F013, F014; F015, F016, F017, layer thickness of the final coat: min.  $250 \mu\text{m}$  (wet); equates to at least  $80 \mu\text{m}$  (dry).



- **CATAS WKI Premium Award 16/20**
- **ÖNORM EN 71-3**  
**Confirmed by an external test certificate.**  
Safety of toys; migration of certain elements (free of heavy metals).
- **DIN 53160-1 and DIN 53160-2**  
**Confirmed by an external test certificate.**  
Perspiration and saliva-proof properties.

1-2 IMC 5101 | 01/25 | replaces 1-1

ADLER-Werk Lackfabrik, A-6130 Schwaz

Fon: +43/5242/6922-190, Fax: +43/5242/6922-309, Mail: [technical-support@adler-lacke.com](mailto:technical-support@adler-lacke.com)

Our instructions are based on the current state of knowledge and are intended to advise the buyer/user to the best of our knowledge, but must be individually adapted to the areas of application and processing conditions. The buyer/user is responsible for deciding on the suitability and use of the supplied product, which is why we recommend that a sample be produced to check the suitability of the product. In all other respects, our General Terms and Conditions of Sale apply. All previous data sheets lose their validity with this edition. We reserve the right to make changes to container sizes, color shades and available gloss levels.



- **French ordinance DEVL1104875A**  
Marking of construction coating products for their emission of volatile pollutants: A+

**Application area**



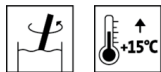
For dimensionally stable timber components for exterior and interior use, such as e.g. wooden windows and front doors.

For humid areas (e.g. indoor pools) only with a special coating system.

For non-dimensionally stable timber components we recommend thin-film systems such as Lignovit Lasur (5315) or Pullex Plus-Lasur (4415).

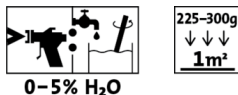
**PROCESSING**

**Processing instructions**



- Please stir the product before use. Prevent introduction of air while stirring.
- The temperature of the product and object, and the room temperature must be at least + 15 °C.
- The optimal conditions for use are between 15 - 25 °C with a relative atmospheric humidity between 40 - 80 %.
- Too high dry film thicknesses from approx. 120 µm reduce the diffusion capacity and should thus be avoided.
- Sealants must be compatible with the coat and may only be applied once the paint has dried through. Sealing profiles with plasticizers tend to stick together in combination with paints. Please only use those types that have been tested.
- We do not recommend applying two layers of Aquawood Finapro 20 (5101) with intermediate sanding, because due to the content of a matting wax, a polishing effect and therefore a poor intermediate adhesion is possible.
- An intermediate coating with Aquawood Intermedio ISO (5705) is recommended to prevent air inclusions in deep-pored hardwood species and to avoid film interference on larch.
- When changing from Aquawood Finapro 20 (5101) to other water-based paint systems, care must be taken to adequately clean the pipes and spray equipment, preferably with warm water.
- Any change in the processing sequence, environmental conditions, non-observance of instructions or the use of products not listed may have an unfavourable effect on the result. Deviations lead to film and adhesion problems as well as to impairments with regard to weathering and color stability.
- Please follow our **ARL 300 - Working guideline for coating dimensionally stable and limited dimensionally stable construction elements - General part** along with all standards and guidelines for window construction.

**Application technique**



	Airless	Airless air-supported (Airmix®, Aircoat, etc.)
Spraying nozzle Ø (mm)	0,28 – 0,33	
Spray nozzle (Ø inch)	0,011 – 0,013	
Nozzle angle (°)	20 – 40	
Spraying pressure (bar)	80 – 100	
Vaporizer Air (bar)	-	0,5 – 1,5
Spraying distance (cm)	25	
Diluent	Water	
Diluent amount added (%)	0 – 5	
Applied quantity per application (g/m²)	225 – 300	

<b>Wet film (µm)</b>	225 – 300
<b>Dry film complete coating system (µm)</b>	80 – 120

The shape and surface condition of the workpiece as well as the type of application influence the actual consumption. Accurate values for consumption must be obtained by applying trial coats in advance.

**Drying times**  
(at 23 °C and 50 % rel. humidity)



Dust-dry (ISO 1517)	ca. 1 hour(s)
Tack-free	ca. 2 hour(s)
Stackable with PE fine foam spacers at room temperature	ca. 5 hour(s)
Stackable with PE fine foam spacers after forced drying 20 minutes evaporation zone / dripping zone 90 minutes drying stage (35 – 40 °C) 20 minutes cooling stage	ca. 130 minutes
Recoatable	ca. 12 hour(s)

The figures given above are reference values. The drying time depends on the type of substrate, coat thickness, temperature, air exchange and relative atmospheric humidity.

Lower temperatures and/or high level of atmospheric humidity can increase the drying time.

Avoid direct sunlight!

**Cleaning the working equipment**



With water immediately after use.

To remove dried paint residues we recommend using Aqua-Cleaner (8029) (diluted 1:1 with water).

**SUBSTRATE**

**Type of substrate**

Wood in accordance with the guidelines for window construction.

**Substrate property**

The substrate must be dry, clean, capable of holding the paint, free from separating substances such as grease, wax, silicone, resin etc. and free from wood dust, as well as tested for suitability for coating.

**Wood moisture**

13 % ± 2 %

**COATING SYSTEM**

**General**

The following coating systems are exemplary.

**Impregnation**

1 x Aquawood Primo (5453)

Intermediate drying time: approx. 4 hours

Use wood preservatives safely. Always read the label and observe the respective technical data sheets of the products before use.

Please follow our **ARL 056 - Working guideline for the use of wood preservatives.**

**Intermediate coat**

**Softwoods:**

1 x Aquawood Intermedio DQ (5706)

**Hardwoods and Larch:**

1 x Aquawood Intermedio ISO (5705)

Intermediate drying: approx. 2 hour(s)

**Intermediate sanding**

Grit size 220 – 280

Remove sanding dust.

**Finishing coat**

1 x Aquawood Finapro 20 (5101)

**For front doors**

An additional application of Aquawood Protect (5128) (colourless two-component varnish) is necessary.

**MAINTENANCE****Care**

The durability depends on several factors: these include particularly the type of weathering, constructive protection, mechanical stress and the choice of colour applied. To obtain long durability, regular inspection, maintenance and, if necessary, repair measures are necessary .

Annual cleaning with Top-Cleaner (7208) and maintenance with Top-Care (7227) in the package with Windoor Care-Set (7229).

Please follow our **ARL 304 - Working guideline for coating dimensionally stable and limited dimensionally stable construction elements - Maintenance and repair.**

**ORDERING INFORMATION****Size of trading unit**

5 kg, 25 kg, 120 kg poly drum

**Colour shades / Glosslevels****Standard colour(s):**

F 001 (5101053601)

F 002 (5101053602)

F 003 (5101053603)

F 004 (5101053604)

F 005 (5101053605)

F 006 (5101053606)

F 007 (5101053607)

F 008 (5101053608)

F 009 (5101053609)

F 010 (5101053610)

F 011 (5101053611)

F 012 (5101053612)

F 013 (5101053613)

F 014 (5101053614)

F 015 (5101053615)

F 016 (5101053616)

F 017 (5101053617)

Weiß, wie 51805 (5101063642)

Other colour shades can be obtained using the **ADLER colour mixing system ADLERMix.**

**Base paint(s):**

Aquawood Finapro 20 Basis W30 (5101000030)

The final colour is basically obtained from the inherent colour of the wood, the applied quantity, the colour of the impregnation and the colour of the finishing coat.

In order to ensure uniformity of the colour shade, use only material with the same batch number on a given surface.

It is recommended to prepare a trial colour sample on the original substrate using the coating system selected in order to assess the final colour shade.

In order to lay particular emphasis on the wood structure, the colour shade of Aquawood Primo (5453) selected should be darker than the one of Aquawood Finapro 20 (5101).

Please observe our **ARL 800- Working guideline for working (including care and maintenance) with ADLER Mix, PUR Mix and Color4You dosing machines.**

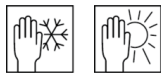
### Supplementary products

Aqua-Cleaner 8029 (8029)  
 Aquawood Intermedio DQ (5706)  
 Aquawood Intermedio ISO (5705)  
 Aquawood Primo (5453)  
 Aquawood Protect (5128)  
 Lignovit Lasur (5315)  
 Pullex Plus-Lasur (4415)  
 Top-Care (7227)  
 Top-Cleaner (7208)  
 Windoor Care-Set (7229)

Please refer to the corresponding technical data sheets of the products.

## FURTHER DETAILS

### Durability / storage



Min. 1 year(s) in the original sealed containers.

Make sure the product is protected against moisture, direct sunlight, frost and high temperatures (above 30 °C).

Close opened containers well and use up the content as soon as possible.

### Technical specifications

VOC content of the ready-to-use mixture: Limit value according to Directive 2004/42/EC for Aquawood Finapro 20 (Cat A/e): 130 g/l.  
 Aquawood Finapro 20 contains a maximum of 20 g/l VOC.

### Giscode

BSW20

### DGNB (German Sustainable Building Council)

Quality level 4 (with factory coating)

### Safety information



The product is only suitable for the industrial and professional use.

When sanding, use at least a P2 dust filter as personal safety equipment to protect against abrasive and wood dust. In case of hardwood (especially for Beech, Oak) a dust filter P3 is recommended.

The inhalation of paint aerosols during spray application must generally be avoided. This is ensured by the proper use of a respirator (combination filter A2/P2).

Further information on the subject of safety during transport, storage and handling as well as disposal can be found in the relevant safety data sheet. The current version can be accessed on the Internet at [www.adler-lacke.com](http://www.adler-lacke.com).