

## Aquawood Protor-Finish D

5808

Pigmented two-component coating system for premium front doors for industrial and commercial use

System-matched in combination with Aquawood Protor-Base D

### PRODUCT DESCRIPTION

#### General

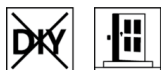
Water-based, matt, opaque pigmented two-component coating system with excellent weather and UV resistance. The product is characterized by very good scratch resistance, perfect water protection, high block resistance, high chemical resistance and very good permanent elasticity with simultaneous hardness and short drying times.

#### Special properties and standards



- **Proof of suitability according to DIN EN 927-2**  
Confirmed by an external test certificate.
- **ÖNORM EN 71-3**  
Safety of toys; migration of certain elements (free of heavy metals)
- **DIN 53160-1 and DIN 53160-2**  
Perspiration and saliva-proof properties
- **Cradle to Cradle Certified® Silver**  
Cradle to Cradle Certified® is the global standard for products that are safe, circular and responsibly made.
- **French ordinance DEVL1104875A**  
Marking of construction coating products for their emission of volatile pollutants: A+
- **ADLER green product**  
ADLER green-Label products are objectively tested and certified according to three categories: Environment, Health & Safety, and Durability. Only products that score positively in all these areas are awarded the green sustainability label.

#### Application area



Premium front doors, balcony doors, lift and slide elements and garage doors for exterior and interior use.

1-0 IMC 5808 | 12/24 | replaces 0-1

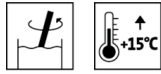
ADLER-Werk Lackfabrik, A-6130 Schwaz

Fon: +43/5242/6922-190, Fax: +43/5242/6922-309, Mail: [technical-support@adler-lacke.com](mailto:technical-support@adler-lacke.com)

Our instructions are based on the current state of knowledge and are intended to advise the buyer/user to the best of our knowledge, but must be individually adapted to the areas of application and processing conditions. The buyer/user is responsible for deciding on the suitability and use of the supplied product, which is why we recommend that a sample be produced to check the suitability of the product. In all other respects, our General Terms and Conditions of Sale apply. All previous data sheets lose their validity with this edition. We reserve the right to make changes to container sizes, color shades and available gloss levels.

## PROCESSING

### Processing instructions



- Please stir the product before use. However, prevent entry of air while stirring.
- The temperature of the product and object, and the room temperature must be at least + 15 °C.
- The optimal conditions for use are between 15 - 25 °C with a relative atmospheric humidity between 40 - 80 %.
- Do not close containers with hardened material.
- Sealants must be compatible with the coat and may only be applied once the paint has dried through. Sealing profiles with plasticizers tend to stick together in combination with paints. Please only use those types that have been tested.
- When changing from Aquawood Protor-Finish D (5808) to other water-based paint systems, care must be taken to adequately clean the pipes and spray equipment, preferably with warm water.
- Finely structured surfaces can be achieved by adding Aquafix S (8110). At the same time, the high mechanical resistance is further increased. Add up to max. 8 %.
- Any change in the processing sequence, environmental conditions, non-observance of instructions or the use of products not listed may have an unfavourable effect on the result. Deviations lead to film and adhesion problems as well as to impairments with regard to weathering and color stability.
- Please follow our **ARL 305 - Working guideline for coating dimensionally stable and limited dimensionally stable construction elements - Coating of front doors and garage doors.**

### Blending ratio



100 part(s) by weight or by volume Aquawood Protor-Finish D (5808)  
7 part(s) by weight or by volume Aqua-Hardener 8450 (8450000210)

Aquawood Protor-Finish D (5808) can only be used with a hardener and in the mixing ratio specified. Deviations lead to film and adhesion problems.

Aqua-Hardener 8450 (8450000210) must be carefully worked into the product by stirring before processing. After addition of hardener, a waiting time of approx. 10 minutes is recommended for improved degassing.

### Pot life

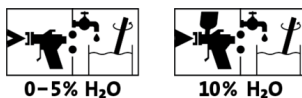


2 hour(s)

A further extension of the pot life is not possible.

Increased temperatures reduce the pot life.

### Application technique



	Airless	Airless air-supported (Airmix®, Aircoat, etc.)	Cup gun
Spraying nozzle Ø (mm)		0,28 - 0,33	2,2
Spray nozzle (Ø inch)		0,011 - 0,013	-
Spraying pressure (bar)		80 - 100	3 - 4
Vaporizer Air (bar)	-	1 - 2	-
Spraying distance (cm)		25	
Diluent		Water	
Diluent amount added (%)		0 - 5	10

Applied quantity per application (g/m <sup>2</sup> )	225   275*
Wet film (µm)	200   250*
Dry film complete coating system (µm)	100 - 120

\*on wood

The shape and surface condition of the workpiece as well as the type of application influence the actual consumption. Accurate values for consumption must be obtained by applying trial coats in advance.

**Drying times**  
(at 23 °C and 50 % rel. humidity)



Dust-dry (ISO 1517)	approx. 30 minutes
Tack-free	approx. 5 hour(s)
Dried through	approx. 12 hour(s)

If necessary, a forced drying is also possible.

The figures given above are reference values. The drying time depends on the type of substrate, coat thickness, temperature, air exchange and relative atmospheric humidity.

Lower temperatures and/or high level of atmospheric humidity can increase the drying time.

Avoid direct sunlight!

**Cleaning the working equipment**



With water immediately after use.

To remove dried paint residues we recommend using Aqua-Cleaner (8029) (diluted 1:1 with water).

**SUBSTRATE**

**Type of substrate**

Hardwoods and softwoods / MDF panels (approved for outdoor use) / Plastics such as poly-vinyl chloride / Aluminium / Zinc  
Polyethylene is not suitable as a substrate.

**Substrate property**

The substrate must be dry, clean, capable of holding the paint, free from separating substances such as grease, wax, silicone, resin etc. and free from wood dust, as well as tested for suitability for coating.

**MDF panels:** Please use only moisture-resistant MDF panels of type 100 or qualities recommended by the manufacturer for outdoor use.

**Wood moisture**

13 % ± 2 %

**Substrate preparation**

**MDF panels:**

Sanding Grit size 180 – 220

**Aluminium and zinc:**

Sand until matt with abrasive fleece and Entfetter (7233).

**PVC and coatable plastics:**

Pre-treat with Polyactive SB (8059) to clean and create the necessary adhesion to the substrate. Wisch- und Poliertuch (9662) is recommended for application. The cloth should be changed after about 20 linear meters. Recoating must take place within 10 to 60 minutes.





Due to the large number of plastic materials, an adhesion test is recommended.

## COATING SYSTEM

<b>General</b>	The following coating systems are exemplary.
<b>Impregnation</b>	<p><b>Hardwoods and softwoods:</b>  1 x Aquawood Primo A2 (5452)  Intermediate drying time: approx. 4 hours  Use wood preservatives safely. Always read the label and observe the respective technical data sheets of the products before use.  Please follow our <b>ARL 056 - Working guideline for the use of wood preservatives.</b></p>
<b>Primer coat</b>	<p><b>Only required for MDF (deep primer application / water protection / adhesion promoter):</b>  Additional priming with the solvent-based product 2K-Epoxy-Grund (5604) is required: Pre-coat milled surfaces and edges without thinning, dry for at least 4 hours. Smooth sanding grit size 240. Spray generously over the entire surface. Dilution for spraying is about 25-30 % of Epoxy-Spritzverdünner 8011 (8011). Dry overnight.  <b>Aluminium and zinc:</b>  1 x 2K-Epoxy-Grund (5604)  <b>PVC:</b>  No additional primer necessary  <b>Other synthetic materials:</b>  Coating recommendation after a favourable test conducted previously on the original substrate.</p>
<b>Intermediate sanding</b>	<p>Grit size 220 – 240  Remove sanding dust.  Avoid sanding straight through!</p>
<b>Intermediate coat</b>	<p><b>Softwoods / MDF / Plastics: / Aluminium and zinc:</b>  1 x Aquawood Protor-Base D (5806)  <b>Hardwoods and Larch:</b>  2 x Aquawood Protor-Base D (5806)</p>
<b>Intermediate sanding</b>	<p>Grit size 220 – 240  Remove sanding dust.</p>
<b>Finishing coat</b>	1 x Aquawood Protor-Finish D (5808)

## MAINTENANCE

<b>Care</b>	<p>The durability depends on several factors: these include particularly the type of weathering, constructive protection, mechanical stress and the choice of colour applied. To obtain long durability, regular inspection, maintenance and, if necessary, repair measures are necessary .  Annual cleaning with Top-Cleaner (7208) and maintenance with Top-Care (7227) in the package with Window Care-Set (7229).  Touching up minor flaws with the original material.</p>
-------------	--

<b>Maintenance</b>	Please follow our <b>ARL 304 - Working guideline for coating dimensionally stable and limited dimensionally stable construction elements - Maintenance and repair.</b>
<b>ORDERING INFORMATION</b>	
<b>Size of trading unit</b>	2.7 kg, 8 kg, 22 kg
<b>Colour shades / Glosslevels</b>  	<p>Colour shades can be obtained using the <b>ADLER colour mixing system ADLERMix.</b></p> <p><b>Base paint(s):</b>          Aquawood Protor-Finish D W10 Weiß, tönbar (5808000010)          Aquawood Protor-Finish D Basis W30 (5808000030)</p> <p>Anti-Heat equipment available.</p> <p>In order to ensure uniformity of the colour shade, use only material with the same batch number on a given surface.</p> <p>It is recommended to prepare a trial colour sample on the original substrate using the coating system selected in order to assess the final colour shade.</p> <p>Please observe our <b>ARL 800- Working guideline for working (including care and maintenance) with ADLER Mix, PUR Mix and Color4You dosing machines.</b></p>
<b>Supplementary products</b>	<p>2K-Epoxy-Grund (5604)          Aqua-Cleaner 8029 (8029)          Aqua-Hardener 8450 (8450)          Aquafix S (8110)          Aquawood Primo A2 (5452)          Aquawood Protor-Base D (5806)          Entfetter (7233)          Epoxy-Spritzverdünner 8011 (8011)          Polyactive SB (8059)          Top-Care (7227)          Top-Cleaner (7208)          Windoor Care-Set (7229)          Wisch- und Poliertuch (9662)</p> <p>Please refer to the corresponding technical data sheets of the products.</p>
<b>FURTHER DETAILS</b>	
<b>Durability / storage</b>   	<p>Min. 1 year(s) in the original sealed containers.</p> <p>Make sure the product is protected against moisture, direct sunlight, frost and high temperatures (above 30 °C).</p> <p>Close opened containers well and use up the content as soon as possible.</p>
<b>Technical specifications</b>	<p>VOC content of the ready-to-use mixture: EU limit for Aquawood Protor-Finish D (Cat A/d): 130 g/l.          Aquawood Protor-Finish D contains maximum 70 g/l VOC.</p>
<b>DGNB (German Sustainable Building Council)</b>	Quality level 4 (with factory coating)
<b>Safety information</b>  	<p>The product is only suitable for the industrial and professional use.</p> <p>When sanding, use at least a P2 dust filter as personal safety equipment to protect against abrasive and wood dust. In case of hardwood (especially for Beech, Oak) a dust filter P3 is recommended.</p>

The inhalation of paint aerosols during spray application must generally be avoided. This is ensured by the proper use of a respirator (combination filter A2/P2).

Further information on the subject of safety during transport, storage and handling as well as disposal can be found in the relevant safety data sheet. The current version can be accessed on the Internet at [www.adler-lacke.com](http://www.adler-lacke.com).

---